

Meter Read Sheet

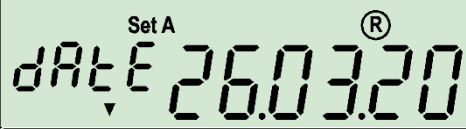




EDMI Mk7C (5 MIN)

Description:

- Single phase electricity meter
- Automatic billing reset on the first day of the month.
- LED1: 1 pulse = 1 watt hour export (to customer)
- LED2: 1 pulse = 1 watt hour import (from customer)

Display Set A

The registers can be scrolled through using the Display Select button. It is found on the front plate to the right side of the meter. By simply pushing the button you will cause the screen display to scroll forward through the registers on display Set A.

LCD Designator	Description	Example
DATE	Standard Current Date Time: This screen alternates between date and time.	 
001	Exported kwh Total: Total energy consumed by the customer	
040	Imported kwh Total: Total energy generated by the customer	
TEST	Display Test: This tests all the segments on the display.	

Meter Read Sheet

EDMI Mk7C (5 MIN)

Display Set B

Display Set B can be activated by holding the **Display Select** button continually for 2 seconds. Each register can then be read using the select button. (Not normally used for billing). Display set B contains meter specific details such as serial numbers, instantaneous voltage, current and power consumption as shown in the table below. (These are given as primary values and may be of use for plant management where energy management systems are not installed.)

LCD Designator	Description	Example
SGNL	Signal Strength: Received signal strength at the modem.	
IPAD	IP Address: The local IP address of the modem.	
PID	Program ID: This describes the configuration of the meter.	
SER	Serial Number: This is the meters serial number.	
P NO	Plant Number: The plant number given to the meter.	
MODB	Modbus ID: Modbus identifier of the meter when connected to a Modbus network.	
EFA1	Latched Errors: This screen shows any errors that the meter has detected.	
EFA2	Latched Errors: This is a second screen for any errors that the meter has detected.	
PO 1	Pulse Output 1: The energy per pulse on pulse output 1 LED.	

Meter Read Sheet

EDMI Mk7C (5 MIN)

PO 2	Pulse Output 2: The energy per pulse on pulse output 2 LED.	Po 2 Set B kW h 0.001
VOLT	Voltage: Mains voltage at the meter.	volt Set B V 235.735
AMPS	Amperage: Instantaneous current through the main element.	AMPS Set B A 0.127
PWR	Instantaneous Power: The power being consumed or generated (negative).	Pwr Set B kW 0.0186
ANG	Phase Angle: The phase angle between volts and current.	Ang Set B 15.6958
FIRM	Firmware Version: The firmware version that the meter is running on.	Firm Set B 1.64